

NAAC

Institutional Assessment and Accreditation

(Effective from July 2017)

Accreditation - (Cycle: 3)

GOVERNMENT COLLEGE FOR WOMEN, Guntur, Andhra Pradesh, 522001

Track ID : APCOGN11166

AISHE-ID : C-32670

Peer Team Metric wise Score Report



NATIONAL ASSESSMENT AND ACCREDITATION COUNCIL

An Autonomous Institution of the University Grants Commission

P.O. Box No. 1075, Nagarbhavi, Bengaluru - 560 072, INDIA

1. Curricular Aspects

1.1 Curriculum Design and Development

Metric ID	Metrics	Score
1.1.1	Curricula developed /adopted have relevance to the local/ national / regional/global developmental needs with learning objectives including program outcomes, program specific outcomes and course outcomes of all the program offered by the Institution	4

1.3 Curriculum Enrichment

Metric ID	Metrics	Score
1.3.1	Institution integrates cross cutting issues relevant to Gender, Environment and Sustainability, Human Values and Professional Ethics into the Curriculum	3

2.Teaching-learning and Evaluation

2.2 Catering to Student Diversity

Metric ID	Metrics	Score
2.2.1	The institution assesses the learning levels of the students, after admission and organises special programs for advanced learners and slow learners	4

2.3 Teaching- Learning Process

Metric ID	Metrics	Score
2.3.1	Student centric methods, such as experiential learning, participative learning and problem solving methodologies are used for enhancing learning experiences	3
2.3.4	Preparation and adherence to Academic Calendar and Teaching plans by the institution	3

2.5 Evaluation Process and Reforms

Metric ID	Metrics	Score
2.5.4	Positive impact of reforms on the examination procedures and processes including IT integration and continuous internal assessment on the examination management system	3

2.6 Student Performance and Learning Outcomes

Metric ID	Metrics	Score
2.6.1	Program outcomes, program specific outcomes and course outcomes for all programs offered by the Institution are stated and displayed on website and communicated to teachers and students	2
2.6.2	Attainment of program outcomes, program specific outcomes and course outcomes are evaluated by the institution	3

3. Research, Innovations and Extension

3.3 Innovation Ecosystem

Metric ID	Metrics	Score
3.3.1	Institution has created an eco system for innovations including Incubation centre and other initiatives for creation and transfer of knowledge	2

3.6 Extension Activities

Metric ID	Metrics	Score
3.6.1	Extension activities in the neighbourhood community in terms of impact and sensitising students to social issues and holistic development during the last five years	4

4. Infrastructure and Learning Resources

4.1 Physical Facilities

Metric ID	Metrics	Score
4.1.1	The institution has adequate facilities for teaching - learning. viz., classrooms, laboratories, computing equipment, etc	2
4.1.2	The institution has adequate facilities for sports, games (indoor, outdoor),gymnasium, yoga centre etc., and cultural activities	2

4.2 Library as a Learning Resource

Metric ID	Metrics	Score
4.2.1	Library is automated using Integrated Library Management System (ILMS)	3
4.2.2	Collection of rare books, manuscripts, special reports or any other knowledge resource for library enrichment	2

4.3 IT Infrastructure

Metric ID	Metrics	Score
4.3.1	Institution frequently updates its IT facilities including Wi-Fi	3

4.4 Maintenance of Campus Infrastructure

Metric ID	Metrics	Score
4.4.2	There are established systems and procedures for maintaining and utilizing physical, academic and support facilities - laboratory, library, sports complex, computers, classrooms etc.	2

5.Student Support and Progression

5.3 Student Participation and Activities

Metric ID	Metrics	Score
5.3.2	Presence of an active Student Council & representation of students on academic & administrative bodies/committees of the institution	4

5.4 Alumni Engagement

Metric ID	Metrics	Score
5.4.1	The Alumni Association/Chapters (registered and functional) contributes significantly to the development of the institution through financial and non financial means during the last five years	3

6.Governance, Leadership and Management

6.1 Institutional Vision and Leadership

Metric ID	Metrics	Score
6.1.1	The governance of the institution is reflective of an effective leadership in tune with the vision and mission of the institution	2
6.1.2	The institution practices decentralization and participative management	2

6.2 Strategy Development and Deployment

Metric ID	Metrics	Score
6.2.1	Perspective/Strategic plan and Deployment documents are available in the institution	3
6.2.2	Organizational structure of the institution including governing body, administrative setup, and functions of various bodies, service rules, procedures, recruitment, promotional policies as well as grievance redressal mechanism	2
6.2.4	Effectiveness of various bodies/cells/committees is evident through minutes of meetings and implementation of their resolutions	3

6.3 Faculty Empowerment Strategies

Metric ID	Metrics	Score
6.3.1	The institution has effective welfare measures for teaching and non-teaching staff	3
6.3.5	Institution has Performance Appraisal System for teaching and non-teaching staff	4

6.4 Financial Management and Resource Mobilization

Metric ID	Metrics	Score
6.4.1	Institution conducts internal and external financial audits regularly	4
6.4.3	Institutional strategies for mobilisation of funds and the optimal utilisation of resources	2

6.5 Internal Quality Assurance System

Metric ID	Metrics	Score
6.5.1	Internal Quality Assurance Cell (IQAC) has contributed significantly for institutionalizing the quality assurance strategies and processes	4
6.5.2	The institution reviews its teaching learning process, structures & methodologies of operations and learning outcomes at periodic intervals through IQAC set up as per norms	4
6.5.5	Incremental improvements made during the preceding five years (in case of first cycle) Post accreditation quality initiatives (second and subsequent cycles)	2

7. Institutional Values and Best Practices

7.1 Institutional Values and Social Responsibilities

Metric ID	Metrics	Score
7.1.2	Institution shows gender sensitivity in providing facilities such as a) Safety and Security b) Counselling c) Common Room	2
7.1.5	Waste Management steps including: • Solid waste management • Liquid waste management • E-waste management	3
7.1.6	Rain water harvesting structures and utilization in the campus	4
7.1.7	Green Practices • Students, staff using a) Bicycles b) Public Transport c) Pedestrian friendly roads • Plastic-free campus • Paperless office • Green landscaping with trees and plants	3
7.1.18	Institution organizes national festivals and birth / death anniversaries of the great Indian personalities	3
7.1.19	The institution maintains complete transparency in its financial, academic, administrative and auxiliary functions	3

7.2 Best Practices

Metric ID	Metrics	Score
7.2.1	Describe at least two institutional best practices (as per NAAC Format)	2

7.3 Institutional Distinctiveness

Metric ID	Metrics	Score
7.3.1	Describe/Explain the performance of the institution in one area distinctive to its vision, priority and thrust	4

ZmOTE2ODIyNWVjYzJjMTEyMTk5ODhkNWRmYTkwYzM3NDM4ZjczZTA3MWZlODcyZTAxM2ZiOGUzNTg2YyJ9)

NAAC

Institutional Assessment and Accreditation

(Effective from July 2017)

Accreditation - (Cycle: 3)

GOVERNMENT COLLEGE FOR WOMEN, Guntur, Andhra Pradesh, 522001

Track ID : APCOGN11166

AISHE-ID : C-32670

Visit dates : 24 - 06 - 2019 (tel:24 - 06 - 2019) to 25 - 06 - 2019 (tel:25 - 06 - 2019)

Grade Sheet



NATIONAL ASSESSMENT AND ACCREDITATION COUNCIL
 An Autonomous Institution of the University Grants Commission
 P.O. Box No. 1075, Nagarbhavi, Bengaluru - 560 072, INDIA

Name of the Institution: GOVERNMENT COLLEGE FOR WOMEN

Type of the Institution: Autonomous colleges

Dates of Visit: 24 - 06 - 2019 (tel:24 - 06 - 2019) to 25 - 06 - 2019 (tel:25 - 06 - 2019)

No	Criteria	Weightage (W _i)	Criterion-wise weighted Grade Point (CrWGP _i)	Criterion-wise Grade Point Averages (CrWGP _i / W _i)
1	Curricular Aspects	150	530	3.53
2	Teaching-learning and Evaluation	290	886	3.06
3	Research, Innovations and Extension	130	272	2.09
4	Infrastructure and Learning Resources	98	280	2.86
5	Student Support and Progression	93	300	3.23
6	Governance, Leadership and Management	89	265	2.98
7	Institutional Values and Best Practices	100	243	2.43
Total		$\sum_{i=1}^7 (W_i) = 950$	$\sum_{i=1}^7 (CrWGP_i) = 2776$	2.92

$$\text{Institutional CGPA} = \frac{\sum_{i=1}^7 (CrWGP_i)}{\sum_{i=1}^7 (W_i)} = \frac{2776}{950} = 2.92$$

Grade: B++

Name of the Institution: GOVERNMENT COLLEGE FOR WOMEN

Type of the Institution: Autonomous colleges

Dates of Visit: 24 - 06 - 2019 (tel:24 - 06 - 2019) to 25 - 06 - 2019 (tel:25 - 06 - 2019)

No	Criteria and Key Indicators	Key Indicator Weightage (W _i)	Key Indicator Wise Weighted Grade Points (KIWGP) _i
Criterion 1: Curricular Aspects			
1.1	Curriculum Design and Development	50	170
1.2	Academic Flexibility	40	160
1.3	Curriculum Enrichment	40	120
1.4	Feedback System	20	80
Total		ΣW₁=150	Σ(KIWGP)₁=530
Calculated CrGPA₁ = Σ(KIWGP)₁ / ΣW₁ = 530 / 150 = 3.53			
Criterion 2: Teaching-learning and Evaluation			
2.1	Student Enrollment and Profile	15	40
2.2	Catering to Student Diversity	25	100
2.3	Teaching- Learning Process	50	170
2.4	Teacher Profile and Quality	60	140
2.5	Evaluation Process and Reforms	40	95
2.6	Student Performance and Learning Outcomes	50	150
2.7	Student Satisfaction Survey	50	191
Total		ΣW₂=290	Σ(KIWGP)₂=886

$$\text{Calculated CrGPA}_2 = \sum(\text{KIWGP})_2 / \sum W_2 = 886 / 290 = 3.06$$

Criterion 3: Research, Innovations and Extension

3.1	Promotion of Research and Facilities	14	11
3.2	Resource Mobilization for Research	10	2
3.3	Innovation Ecosystem	10	8
3.4	Research Publications and Awards	16	15
3.5	Consultancy	10	16
3.6	Extension Activities	50	160
3.7	Collaboration	20	60
Total		$\sum W_3=130$	$\sum(\text{KIWGP})_3=272$

$$\text{Calculated CrGPA}_3 = \sum(\text{KIWGP})_3 / \sum W_3 = 272 / 130 = 2.09$$

Criterion 4: Infrastructure and Learning Resources

4.1	Physical Facilities	30	90
4.2	Library as a Learning Resource	19	39
4.3	IT Infrastructure	29	91
4.4	Maintenance of Campus Infrastructure	20	60
Total		$\sum W_4=98$	$\sum(\text{KIWGP})_4=280$

$$\text{Calculated CrGPA}_4 = \sum(\text{KIWGP})_4 / \sum W_4 = 280 / 98 = 2.86$$

Criterion 5: Student Support and Progression

5.1	Student Support	25	94
5.2	Student Progression	30	100
5.3	Student Participation and Activities	30	90
5.4	Alumni Engagement	8	16
Total		$\sum W_5=93$	$\sum(\text{KIWGP})_5=300$

$$\text{Calculated CrGPA}_5 = \sum(\text{KIWGP})_5 / \sum W_5 = 300 / 93 = 3.23$$

Criterion 6: Governance, Leadership and Management

6.1	Institutional Vision and Leadership	10	20
6.2	Strategy Development and Deployment	10	20
6.3	Faculty Empowerment Strategies	19	57
6.4	Financial Management and Resource Mobilization	20	64

6.5	Internal Quality Assurance System	30	104
Total		$\sum W_6=89$	$\sum(KIWGP)_6=265$
Calculated CrGPA₆ = $\sum(KIWGP)_6 / \sum W_6 = 265 / 89 = 2.98$			
Criterion 7: Institutional Values and Best Practices			
7.1	Institutional Values and Social Responsibilities	50	103
7.2	Best Practices	30	60
7.3	Institutional Distinctiveness	20	80
Total		$\sum W_7=100$	$\sum(KIWGP)_7=243$
Calculated CrGPA₇ = $\sum(KIWGP)_7 / \sum W_7 = 243 / 100 = 2.43$			
Grand Total		950	2776

$$\text{Institutional CGPA} = \frac{\sum_{i=1}^7 (CrWGP_i)}{\sum_{i=1}^7 (W_i)} = \frac{2776}{950} = 2.92$$

NAAC

Institutional Assessment and Accreditation

(Effective from July 2017)

Accreditation - (Cycle: 3)

GOVERNMENT COLLEGE FOR WOMEN, Guntur, Andhra Pradesh

Track ID : APCOGN11166

AISHE-ID : C-32670

Graphical Representation based on Quantitative & Qualitative Metrics



NATIONAL ASSESSMENT AND ACCREDITATION COUNCIL

An Autonomous Institution of the University Grants Commission

P.O. Box No. 1075, Nagarbhavi, Bengaluru - 560 072, INDIA

Graphical Representation based on Quantitative & Qualitative Metrics

Metrics(Q_nM & Q_iM) Weightage scored by the institution in percentage

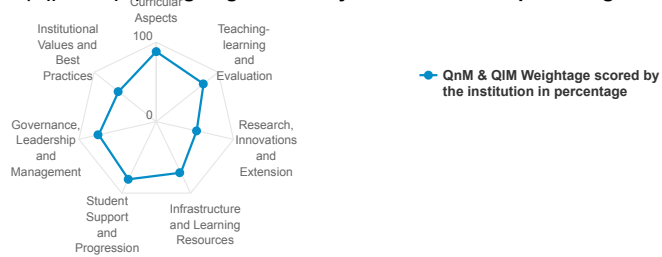


Fig: The criterion wise distribution of weighted scores (Q_nM & Q_iM) for the institution

Comparison of Q_nM & Q_iM in Key Indicators based on performance(GPA)

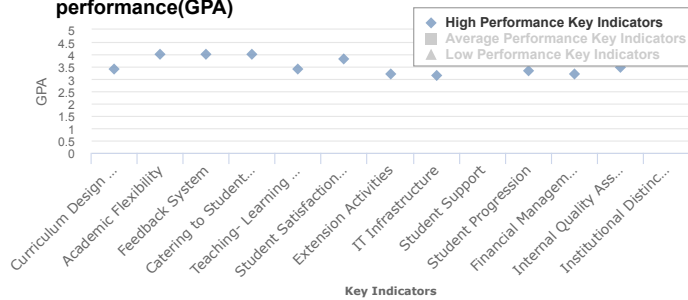


Fig: The comparison of Key Indicators (Q_nM & Q_iM) based on grade point average(GPA) extracted from the institution

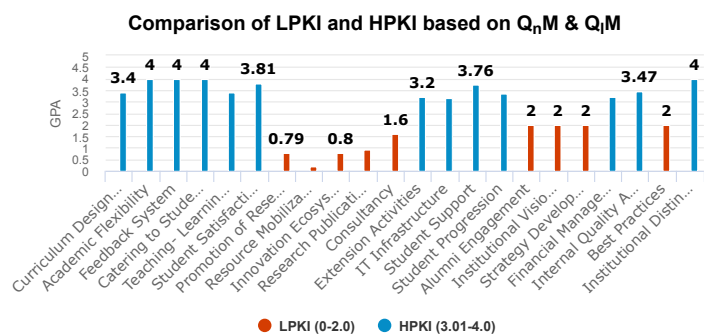


Fig: Comparison of LPKI(0-2.0) and HPKI(3.01-4.0) based on Q_nM & Q_iM

Distribution of High Performance Key Indicators (3.01-4.0)

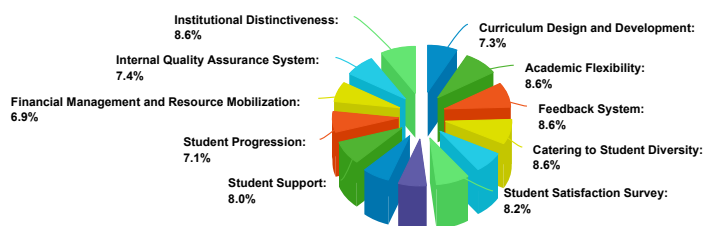


Fig: High Performance Key Indicators(3.01-4.0) for the institution

Distribution of Average Performance Key Indicators (2.01-3.0)

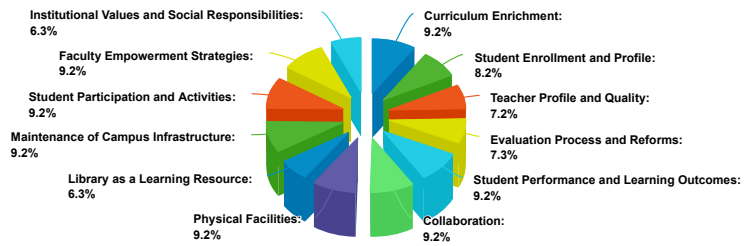


Fig: Average Performance Key Indicators(2.01-3.0) for the institution

Distribution of Low Performance Key Indicators (0-2.0)

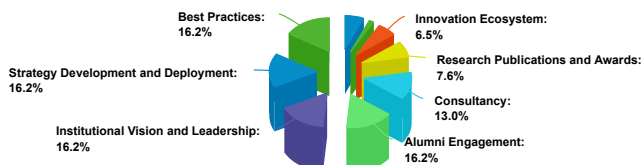


Fig: Low Performance Key Indicators(0-2.0) for the institution

Comparison of Criteria based on Criteria Grade Point Average

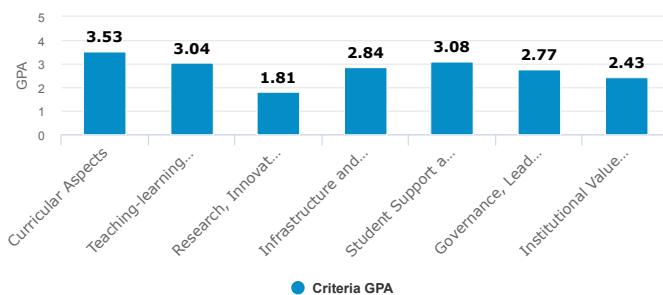
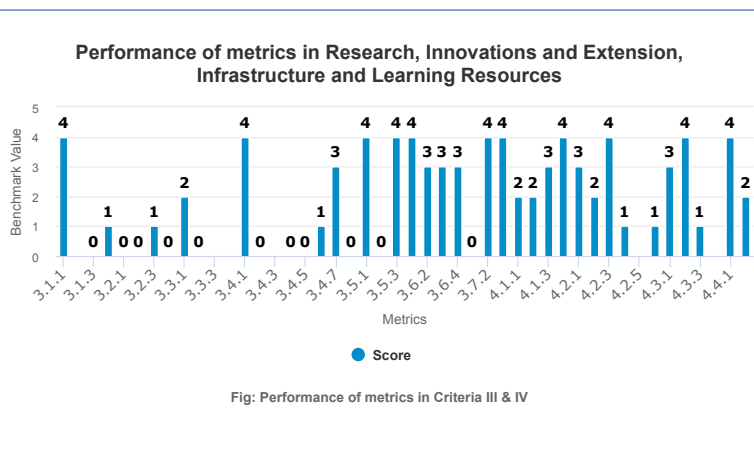
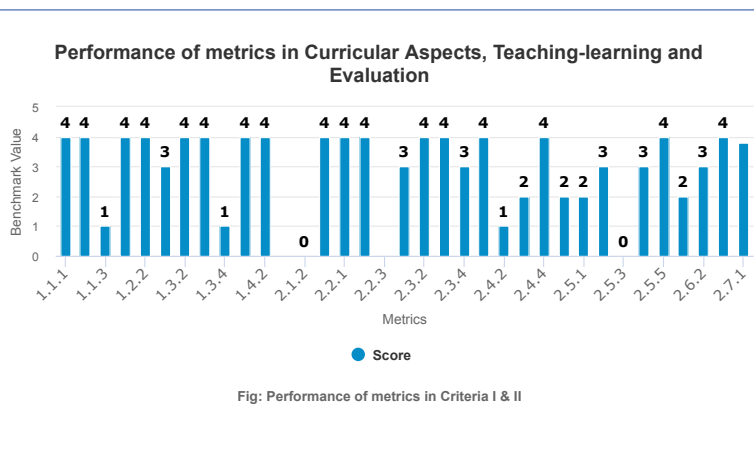


Fig: Comparison of Criteria based on Criteria Grade Point Average



**Performance of metrics in Student Support and Progression,
Governance, Leadership and Management, Institutional Values and Best
Practices**

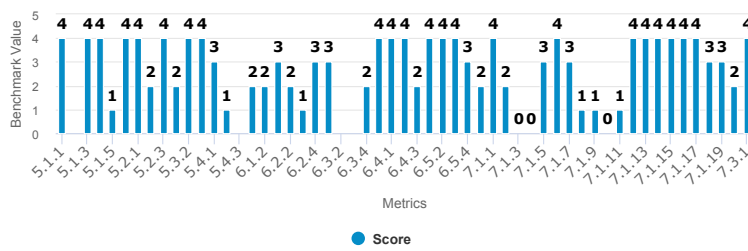


Fig: Performance of metrics in Criteria V,VI & VII

**Graphical representation of Strengths(4) and Weakness(0) of the
institution based on Q_nM & Q_iM (Criteria I,II and III)**

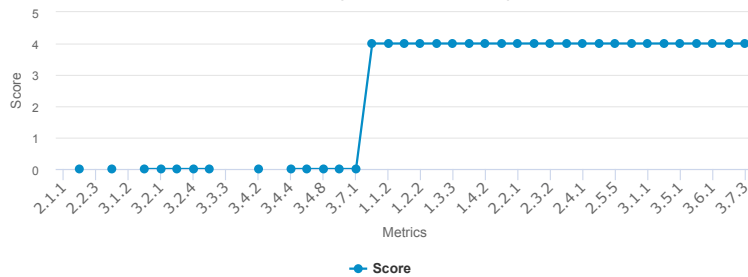


Fig: Graphical representation of Strengths(4) and Weakness(0) of the institution based on Q_nM & Q_iM (Criteria I,II and III)

